



# contents

---

---

---

2019 1 1 12 31 2020

" " " " "

2030 SDGs  
GB/T 36000-2015


CASS-CSR4.0

2020





- ↻
- ↻
- ↻
- ↻
- ↻
- ↻

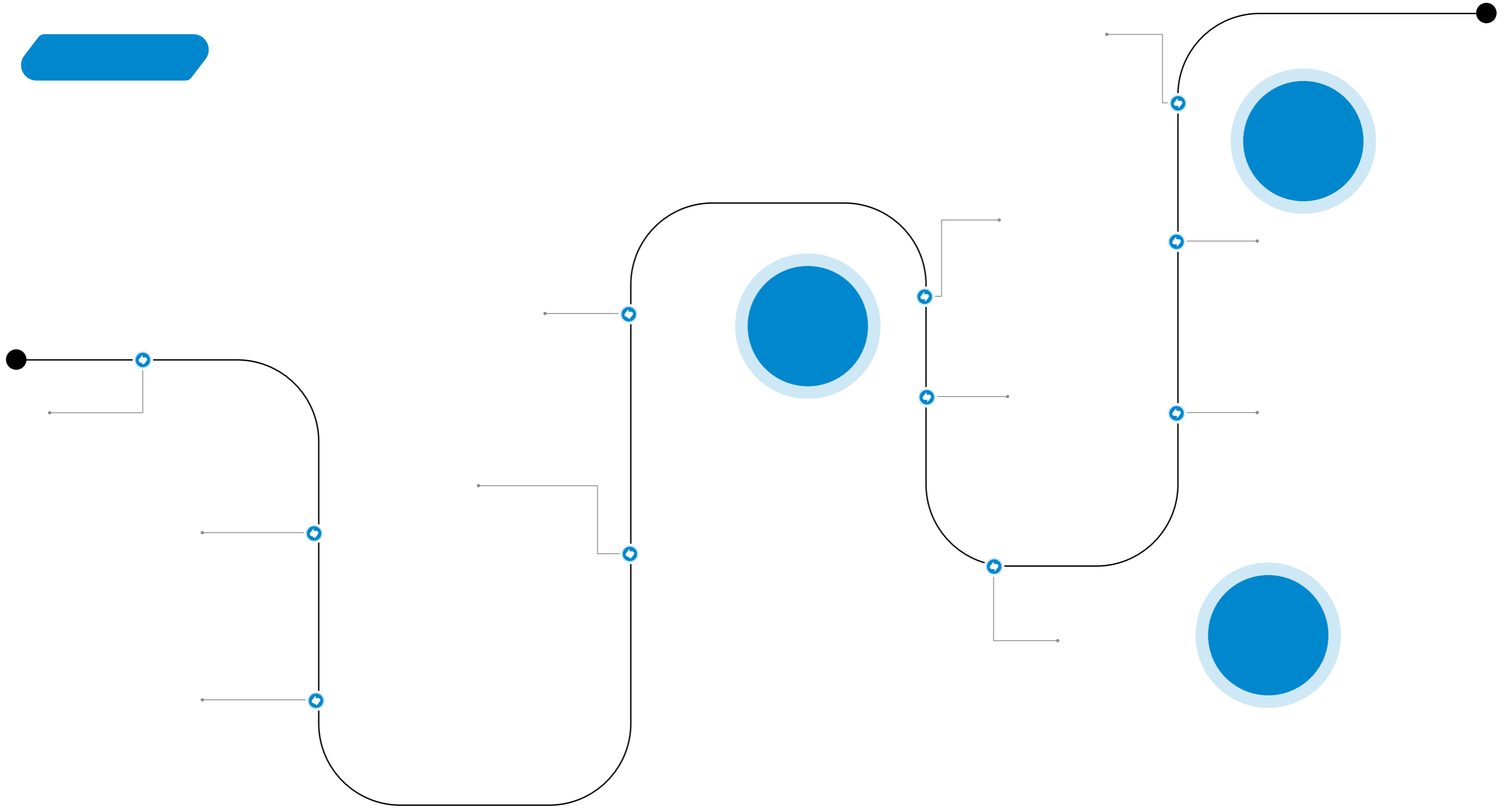


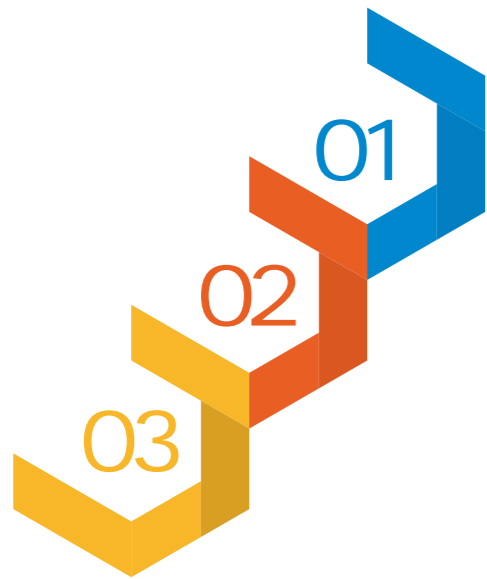



1987 2003 2010 9  
 A " + " 002479  
 3,000 / 80% 7,000 1,000 390.5

	"	"		1985	30
002479)	A	2015 2	(	2010 9	(
				603618)	
				500	500
	"	"			
	"	" "	"	"	
	"		"	"	"










" " 20MW 180T/H



" " 33MW 210T/H




" " 20MW 180T/H







1,500	116.5	13.76
-------	-------	-------



2015 7

" "

2017 12

"

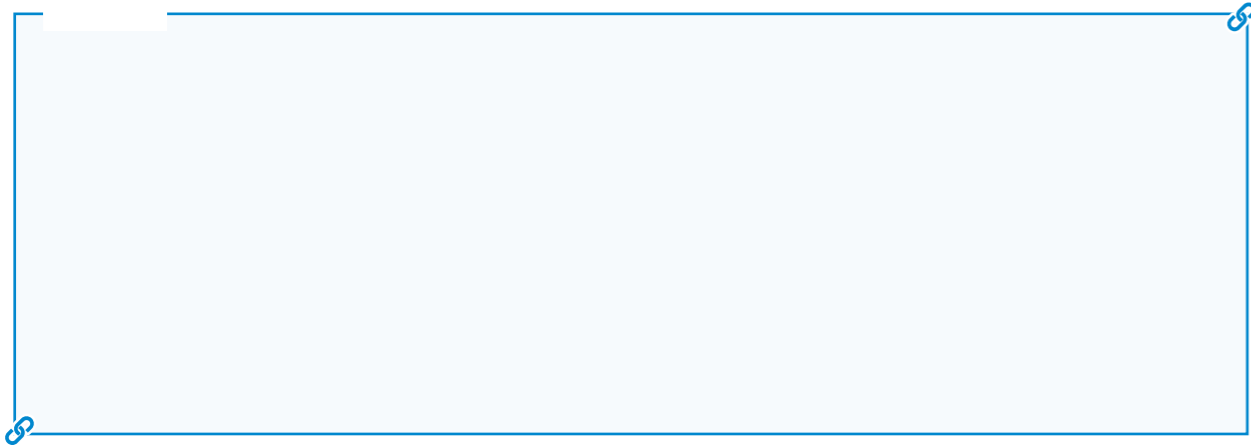
"

" "

"	"	2020	1.33
8,600		60%	

		12.7	147
160	354t/h	247.8	5.016
/			






x

60%

100%






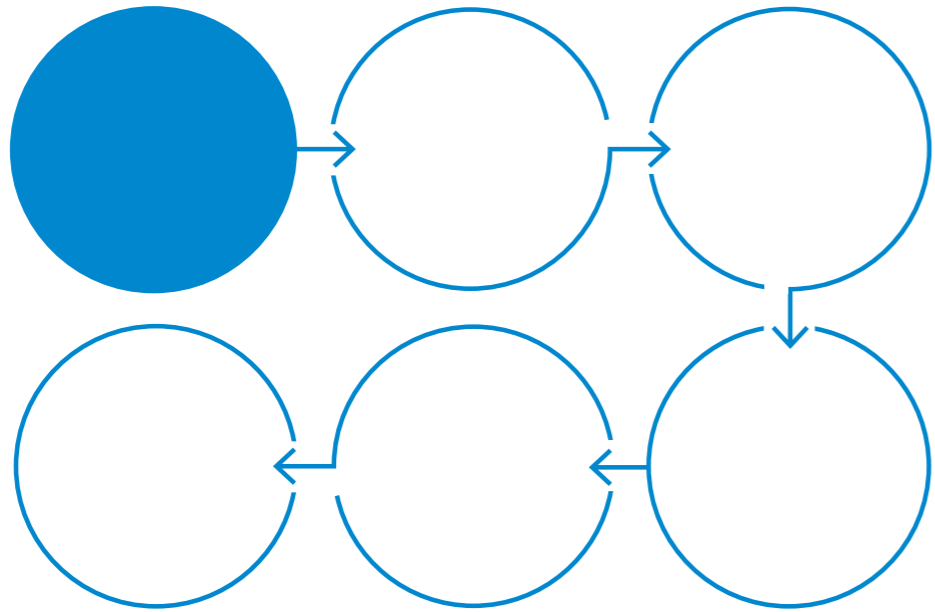
2019



SO2 NOx

HCL SO2 NOx





2019 12 13  
"  
12  
"  
"









2019

“ ” ,  
4 8 8

2019

138

2019

2

35

e

36

2019 11 8  
2.2

1.7

10.50 /

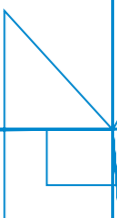
2020 3 31  
0.3008%

8.33 /

6.97 /

2,673,400  
21,796,870.00 (

	2019	2018	2017
	132,932,190.00	44,647,615.00	89,410,000.00
	300,410,198.61	94,801,213.43	317,358,483.15
	44.25%	47.10%	28.17%
	48,341,562.50	4,998,537.00	0.00
	16.09%	3.99%	0.00%
	181,273,752.50	49,646,152.00	89,410,000.00
	60.34%	39.61%	28.17%





12



OA

“ ” “ ”

2019 4

“ ” App

“ ”

APP

APP

4


“ ”

“ ”

“ ”

“ ” “ ”

“ ” “ ” “ ” “ ”



2019 9 13

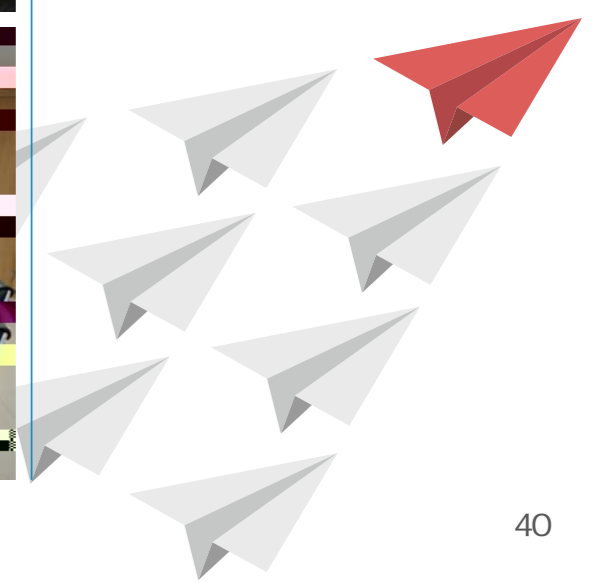
“ ”

“ ”

“ ”




12



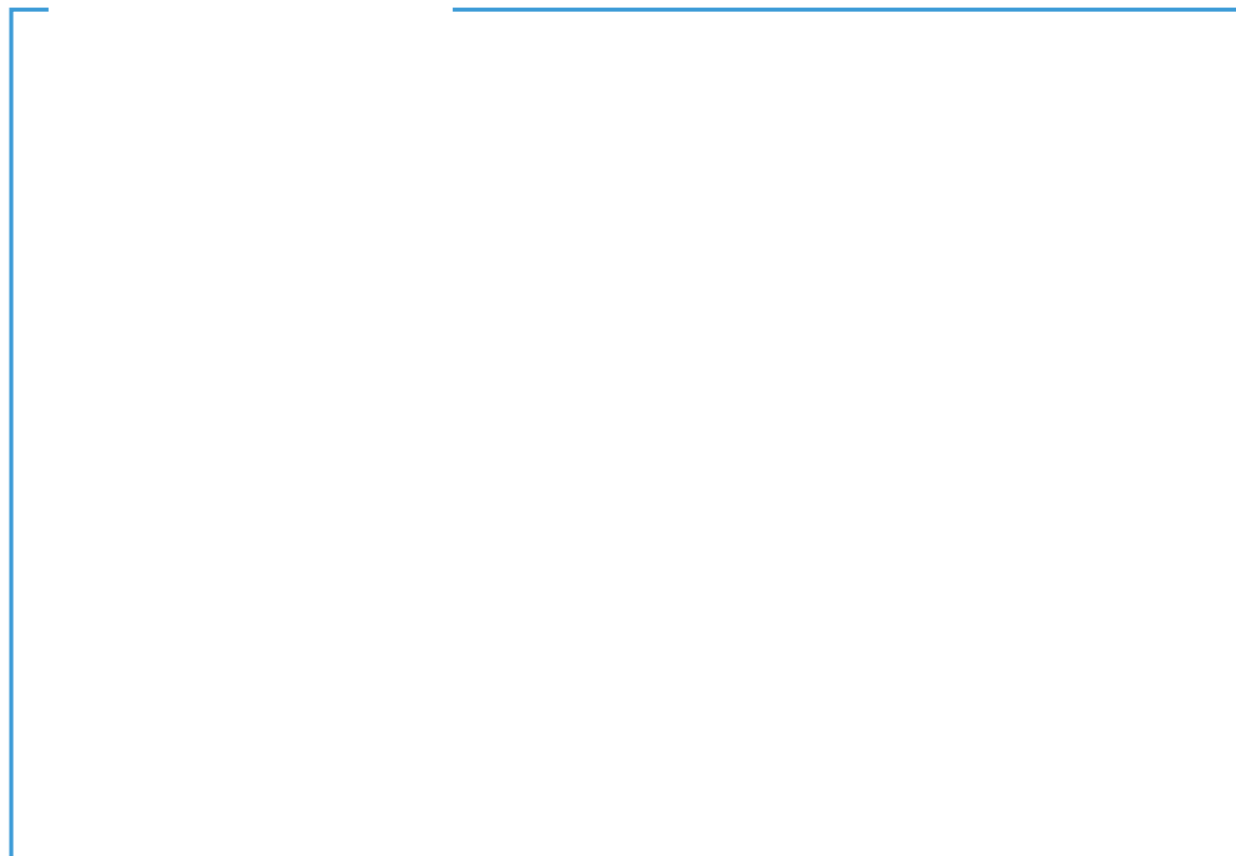
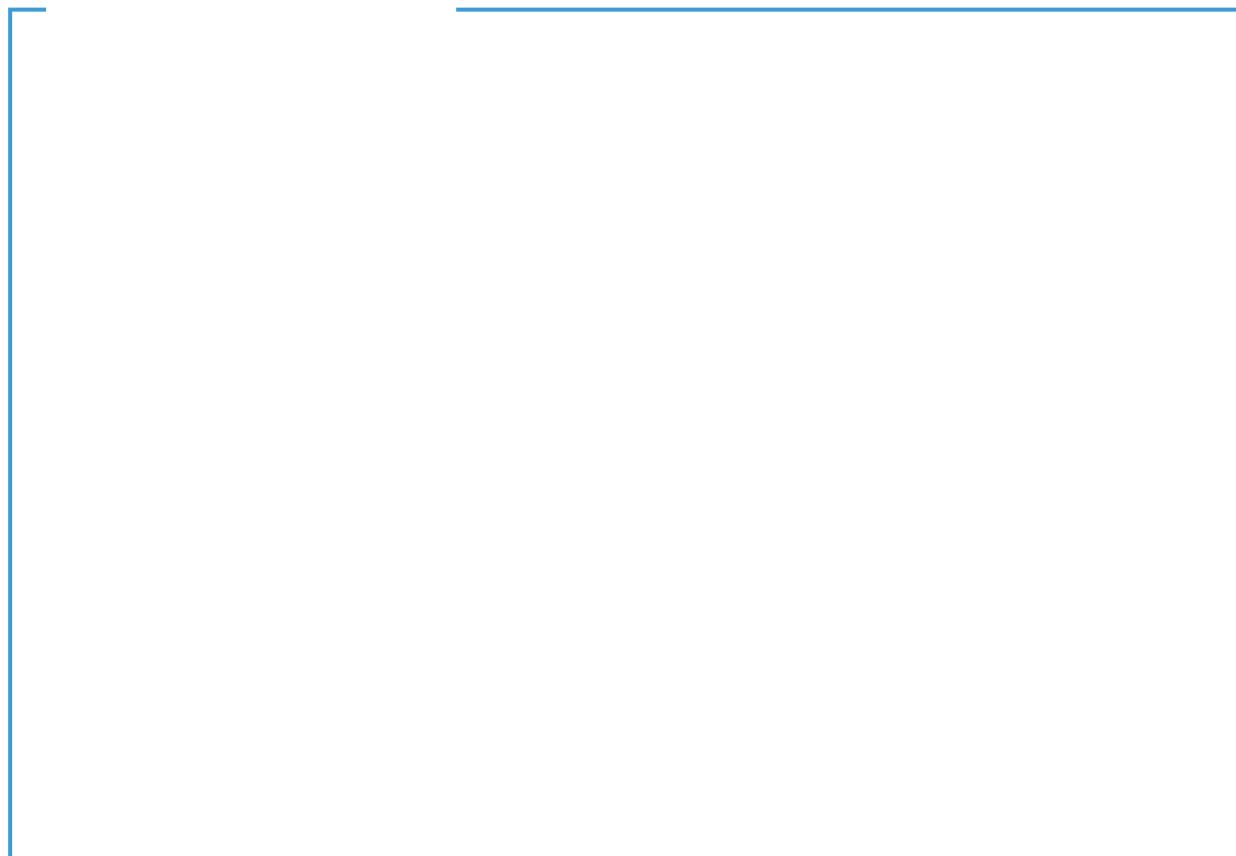


“ ”

2019 5 11




6










" "

" "









2019 6 13

280

306

2019 3 8